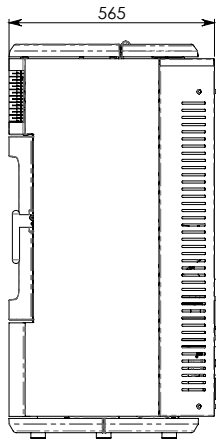
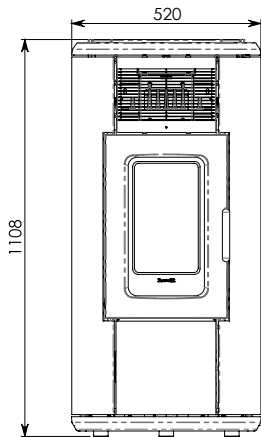


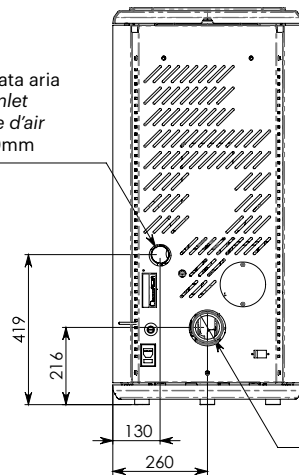
R-EVOLUTION 9 V

Disegno tecnico - Dessin technique - Technical drawing

Ravelli®
il fuoco intelligente



Entrata aria
Air inlet
Prise d'air
Ø50mm



Uscita fumi
Flue exit
Sortie de fumée
Ø80mm

